

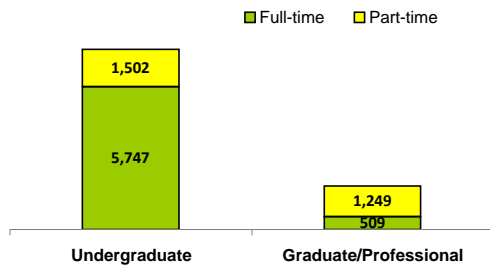
Texas A&M-Corpus Christi traces its beginning to 1947 as the area's premier institution of higher education. Today, we're part of The Texas A&M University System, a network of nine universities, seven state agencies and a comprehensive health science center. We are designated a Hispanic-Serving Institution. We offer Bachelor's, master's and doctoral degrees in the five colleges: Business, Education, Liberal Arts, Nursing and Health Sciences and Science and Technology. Additionally, our Athletic Programs are NCAA Division I-AAA are affiliated with the Southland Conference. The university is located in Corpus Christi, Texas (Population 300,000).

**Student Characteristics (Fall 2008)**

[More](#)

**TOTAL NUMBER OF STUDENTS** 9,007

**Student Level and Enrollment Status**



**UNDERGRADUATE PROFILE**

**Total** 7,249

**Gender**

Women	4,323	60%
Men	2,926	40%

**Race/Ethnicity**

African American / Black	360	5%
American Indian / Alaskan Native	45	1%
Asian / Pacific Islander	180	2%
Hispanic	2,903	40%
International	168	2%
White	3,585	49%
Race/Ethnicity Unknown	8	0%

**Geographic Distribution (Degree-Seeking)**

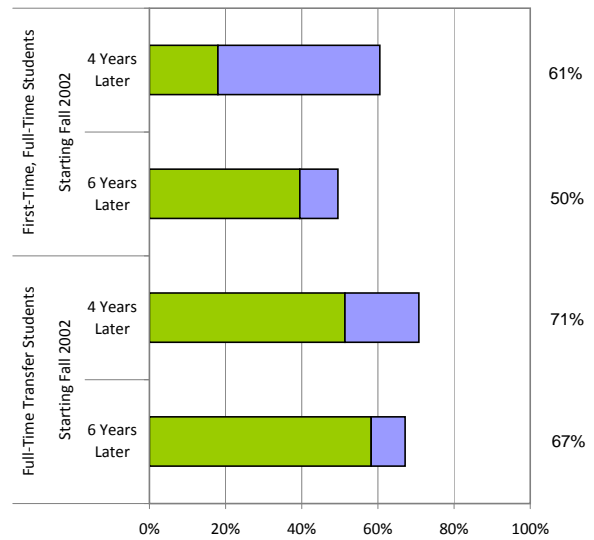
Texas	96%
Other US States & Territories	2%
Other Countries	2%

**Age (Degree-Seeking)**

Average Age	23
Percent of Undergraduates Age 25 or Older	23%

**Undergraduate Success and Progress Rate**

■ Graduated from TAMUCC ■ Still Enrolled at TAMUCC




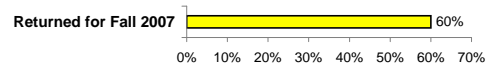
**A 61% four-year success and progress rate means that 61% of students starting in Fall 2002 either graduated or are still enrolled at a higher education institution four years later.**

Counts for the Fall 2002 entering class shown in the graph above.

- 984 First-Time, Full-Time Students
- 580 Full-Time Transfer Students

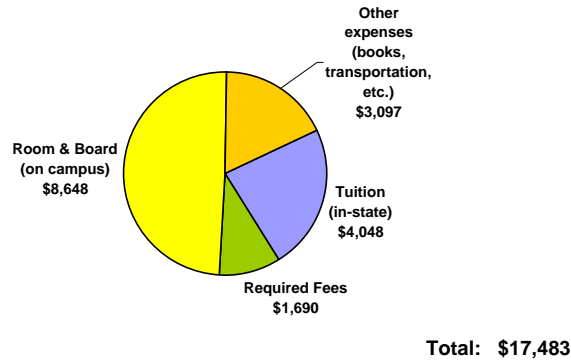
[CLICK HERE](#) for Detailed Success & Progress Rate Tables

**Retention of Fall 2006 First-Time, Full-time Students**



*One of the strengths of U.S. higher education is the broad range of diverse institutions, each with its own distinctive mission. We encourage you to check out college web sites and visit campuses to get a more complete picture of the opportunities available to you!*

Typical Undergraduate Costs per Year Without Financial Aid for Full-Time, In-State Students (2007-08)



[CLICK HERE](#) for typical out-of-state costs and any discipline-specific tuition

The cost to attend varies based on the individual circumstances of students and may be reduced through grants and scholarships.

[CLICK HERE](#)  
To get a cost estimate for students like you!

Financial Aid Awarded to Undergraduates (Fall 2008)

Overall Financial Aid

- 63% of Fall 2008 full-time undergraduates received financial aid of some type including need-based loans, work study, and non need-based scholarships.

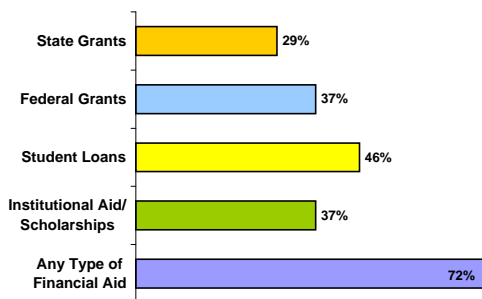
Annual Need-Based Scholarships & Grants

- 39% of Fall 2008 full-time undergraduates received need-based grants or scholarships; the average award for the year was \$2,418.

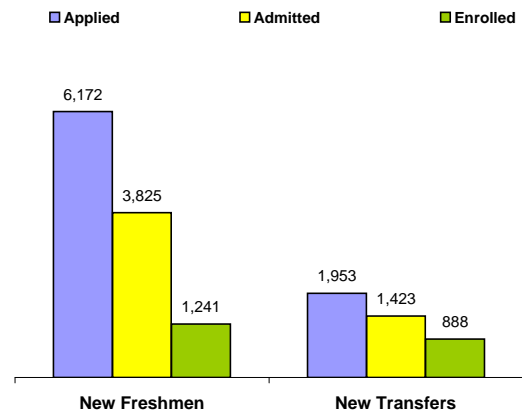
Annual Need-Based Loans

- 37% of Fall 2008 full-time undergraduates received need-based work-study and/or loans (not including parent loans); the average loan for the year was \$2,170.

Percent of Fall 2008 First-Time Students Receiving Each Type of Financial Aid



NOTE: Student may receive aid from more than one source.



Academic Preparation of New Freshman

Test(s) Required for Admission: SAT &/or ACT

Middle 50% of Test Score Range	ACT	SAT
Composite	18-22	
Math	18-23	440-550
English	16-22	
Critical Reading		420-540

50% of admitted students have test scores within the ranges listed, 25% have scores above, and 25% have scores below.

Percent in top 25% of High School Graduating Class	43%
Percent in top 50% of High School Graduating Class	79%
Average High School GPA (4-point scale)	3.40

Degrees and Areas of Study [More](#)

Degrees Awarded at TAMUCC in 2007-08

Bachelor's	1,341
Master's	400
Doctoral	32
<b>Total</b>	<b>1,773</b>

Areas of Study with the Largest Number of Undergraduate Degrees Awarded in 2007-08

Interdisciplinary Studies	13%
Nursing	10%
Communication	8%
Psychology	8%
Kinesiology	6%
All other degree areas	55%
<b>Total</b>	<b>100%</b>

[CLICK HERE](#) for a list of undergraduate and graduate programs

**The Islanders Community**

Texas A&M University-Corpus Christi provides a healthy academic climate and professional atmosphere which promotes and encourages student leadership, learning, and growth. The university strives to improve the quality of life on campus through activities, programming and student employment. These programs and activities will fit the needs of the students in interpersonal and leadership development, provide campus entertainment, and encourage students to become involved in organizations and activities.



**Study at TAMUCC** [More](#)

**Classroom Environment**

Students per Faculty	22 to 1
Undergraduate classes with fewer than 30 students	81%
Undergraduate classes with fewer than 50 students	93%

**Full-Time Instructional Faculty**

Total Faculty	245
% Women	36%
% from Minority Groups	24%
% with Highest Degree in Field	81%

**Carnegie Classification of Institutional Characteristics**

**Basic Type**

Master's Colleges and Universities (larger programs)

**Size and Setting**

Medium four-year, primarily nonresidential

**Enrollment Profile**

High undergraduate

**Undergraduate Profile**

Full-time four-year, selective, higher transfer-in

**Undergraduate Instructional Program**

Balanced arts & sciences/professions, some graduate coexistence

**Graduate Instructional Program**

Single doctoral (education)

NOTE: Institutional classifications based on the Carnegie 2005 edition.

[CLICK HERE](#) for more information on Carnegie Classifications.

**Student Housing** [More](#)

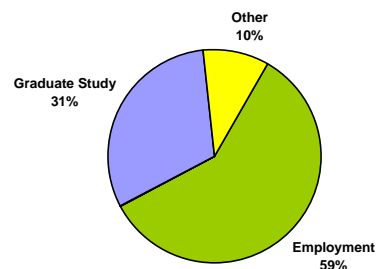
55% of new freshmen live on campus  
19% of all undergraduates live on campus

**Campus Safety** [More](#)

The University Police Department is located in the Physical Plant Building on Oso Lane. The UPD employs a full time staff of twenty-four people. Fourteen are commissioned Texas Police Officers with full arrest powers. These men and women are graduates of Texas Commission on Law Enforcement Officers Standards and Education training academies and have passed the state exam to receive a Texas Peace Officer License. Each Officer must receive 40 hours of in-service training every 24 months, and pass firearm training twice a year. They also receive training in CPR, domestic violence, and child abuse.

[CLICK HERE](#) for Campus Crime Statistics report.

**Future Plans of 2006-07 Bachelor's Degree Recipients**



[CLICK HERE](#) for information on survey administration, sample, and response rate.

## Student Experiences and Perceptions

Students who are actively involved in their own learning and development are more likely to be successful in college. Colleges and universities offer students a wide variety of opportunities both inside and outside the classroom to become engaged with new ideas, people, and experiences. Institutions measure the effectiveness of these opportunities in a variety of ways to better understand what types of activities and programs students find the most helpful.

[CLICK HERE](#) for examples of how TAMUCC evaluates the experiences of its students.

In addition, institutions participating in the VSA program measure student involvement on campus using one of four national surveys. Results from the one survey are reported for a common set of questions selected as part of VSA. Following are the selected results from the 2007-08 National Survey of Student Engagement (NSSE). The questions have been grouped together in categories that are known to contribute to student learning and development. The results reported below are based on the responses of seniors who participated in the survey.

[CLICK HERE](#) for information on survey administration, the survey sample, and the response rate.

[CLICK HERE](#) for information on the NSSE survey.

### Group Learning Experiences

- 97% percent of seniors worked with classmates on assignments outside of class.
- 63% of seniors tutored or taught other students
- 19% of seniors spent at least 6 hours per week participating in co-curricular activities such as student organizations and intramural sports

### Active Learning Experiences

- 77% of seniors spent at least 6 hours per week preparing for class
- 19% of seniors worked on a research project with a faculty member
- 42% of seniors participated in an internship, practicum, or field experience
- 55% of seniors participated in community service or volunteer work
- 8% of seniors participated in study abroad
- 96% of seniors made at least one class presentation last year

### Institutional Commitment to Student Learning and Success

- 93% of seniors believe this institution provides support for student success
- 66% of seniors rated the quality of academic advising at this institution as good or excellent
- 59% of seniors reported that this institution provided help in coping with work, family and other non-academic responsibilities
- 93% of seniors reported working harder than they thought they could to meet an instructor's standards or expectations

### Student Satisfaction

- 77% of seniors would attend this institution if they started over again
- 83% of seniors rated their entire educational experience as good or excellent
- 81% of seniors reported that other students were friendly or supportive

### Student Interaction with Campus Faculty and Staff

- 59% of seniors believed that the campus staff were helpful, considerate, or flexible
- 82% of seniors believed that faculty are available, helpful, or sympathetic
- 94% of seniors reported that faculty members provided prompt feedback on their academic performance
- 72% of seniors discussed readings or ideas with faculty members outside of class

### Experiences with Diverse Groups of People and Ideas

- 57% of seniors reported that they often tried to understand someone else's point of view
- 82% of seniors reported their experience at this institution contributed to their understanding people of other racial and ethnic backgrounds
- 62% of seniors often had serious conversations with students of a different race or ethnicity

## Student Learning Outcomes

All colleges and universities use multiple approaches to measure student learning. Many of these are specific to particular disciplines, many are coordinated with accrediting agencies, and many are based on outcomes after students have graduated. In addition, those institutions participating in the VSA measure increases in critical thinking, analytic reasoning, and written communication using one of three tests.

### Student Learning Assessment at TAMUCC

In addition to student grades, the University uses several assessment methods to determine the outcomes of student learning in general education and academic majors.

General education assessment involves the measurement of identified course objectives through class participation, quizzes, exams and other academic testing. In addition to course-based measures, assessment of student learning in the majors is accomplished through capstone courses, major-related projects, internships, and other culminating experiences.

Academic programs also undergo formal assessment through regularly scheduled program reviews, and assessments by professional accreditation teams that look for licensure exam pass rates and retention and graduation rates.